

Part 4: Program Evaluation Results

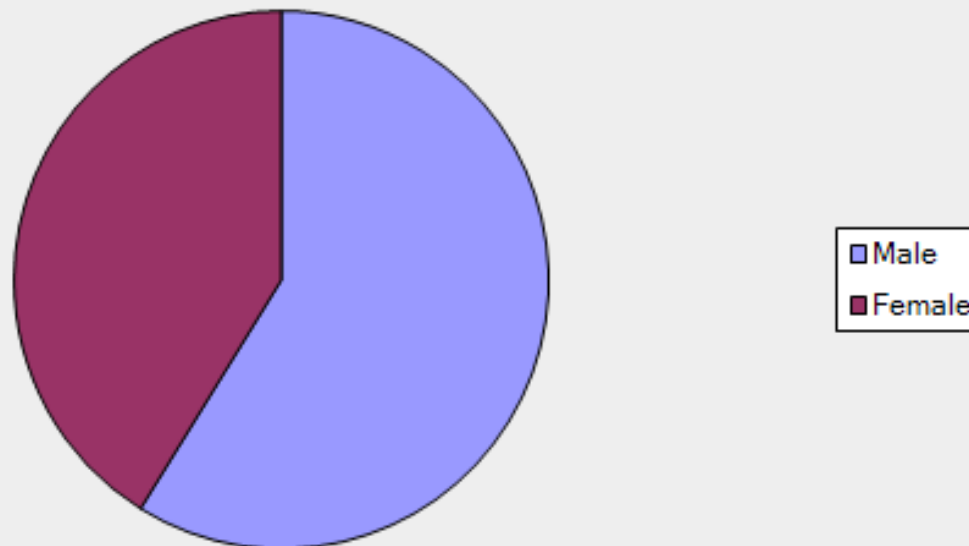
- **Augusta Lifelong Communities Design Charrette**
- Survey Monkey Link:
- <https://www.surveymonkey.com/s/B2SSRGY>

Lifelong Augusta Planning & Design Charrette- September 2011

What is your Gender?

Answer Options	Response Percent	Response Count
Male	58.8%	10
Female	41.2%	7
<i>answered question</i>		17
<i>skipped question</i>		0

What is your Gender?

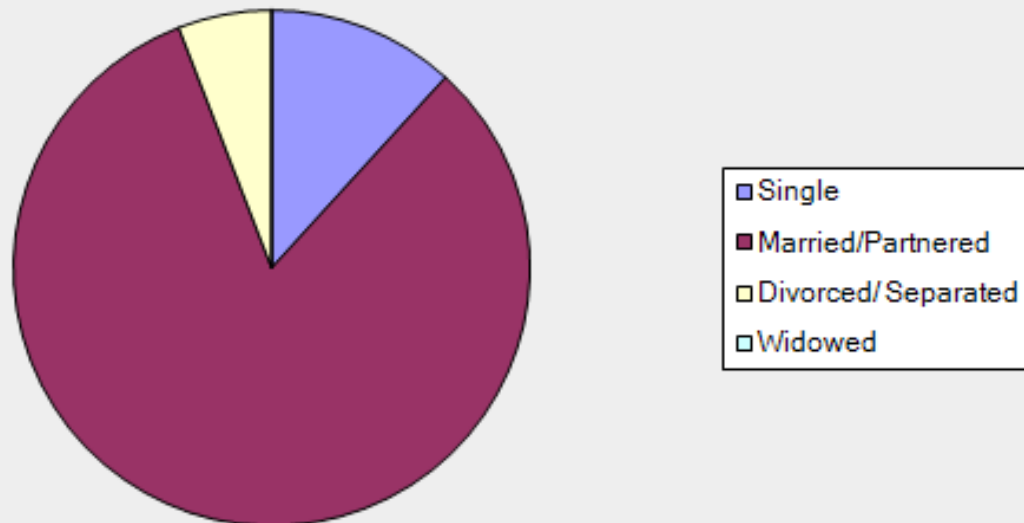


Lifelong Augusta Planning & Design Charrette- September 2011

What is your marital status?


Answer Options	Response Percent	Response Count
Single	11.8%	2
Married/Partnered	82.4%	14
Divorced/ Separated	5.9%	1
Widowed	0.0%	0
<i>answered question</i>		17
<i>skipped question</i>		0

What is your marital status?





6. Do you consider yourself Hispanic?

 [Create Chart](#)  [Download](#)

		Response Percent	Response Count
Yes		0.0%	0
No		100.0%	17
answered question			17
skipped question			0

7. What is your race?

 [Create Chart](#)  [Download](#)

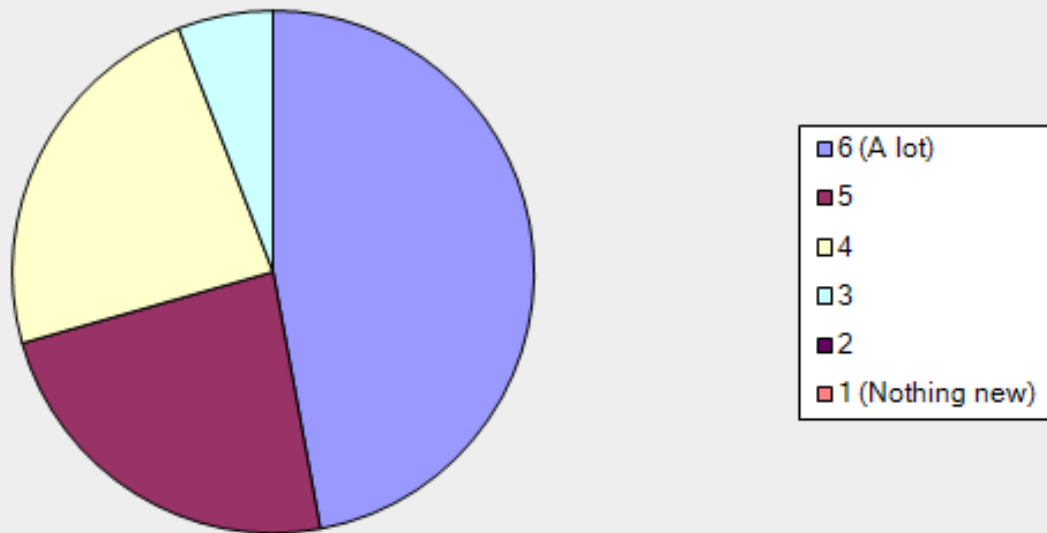
		Response Percent	Response Count
Black/ African American		17.6%	3
White/ Caucasian		82.4%	14
Asian/ Pacific Islander		0.0%	0
Other		0.0%	0
answered question			17
skipped question			0

Lifelong Augusta Planning & Design Charrette- September 2011

How much did you learn about Lifelong Communities at this workshop today? (Please select from the range below)

Answer Options	Response Percent	Response Count
6 (A lot)	47.1%	8
5	23.5%	4
4	23.5%	4
3	5.9%	1
2	0.0%	0
1 (Nothing new)	0.0%	0
answered question		17
skipped question		0

How much did you learn about Lifelong Communities at this workshop today? (Please select from the range below)

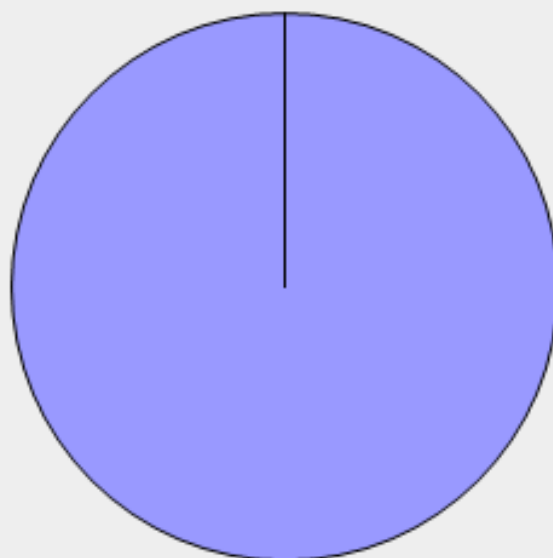


Lifelong Augusta Planning & Design Charrette- September 2011

Do you now have a better understanding of the topic after the Lifelong Communities presentation?

Answer Options	Response Percent	Response Count
Yes	100.0%	17
Not sure	0.0%	0
No (please explain below)	0.0%	0
answered question		17
skipped question		0

Do you now have a better understanding of the topic after the Lifelong Communities presentation?



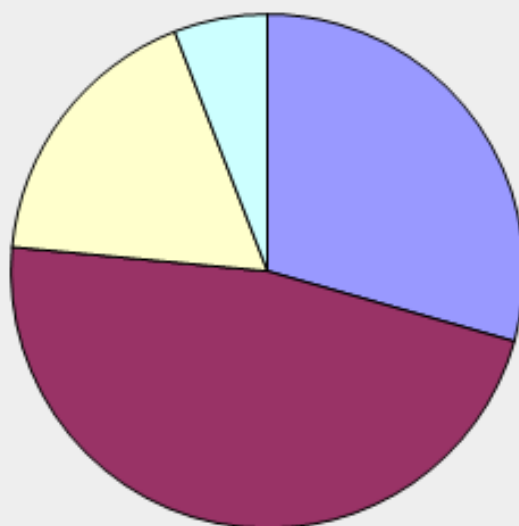
- Yes
- Not sure
- No (please explain below)

Lifelong Augusta Planning & Design Charrette- September 2011

How much did you learn about Healthy Community Design at this workshop? (Please select from the range below)

Answer Options	Response Percent	Response Count
6 (A lot)	29.4%	5
5	47.1%	8
4	17.6%	3
3	5.9%	1
2	0.0%	0
1 (Nothing new)	0.0%	0
<i>answered question</i>		17
<i>skipped question</i>		0

How much did you learn about Healthy Community Design at this workshop?
(Please select from the range below)



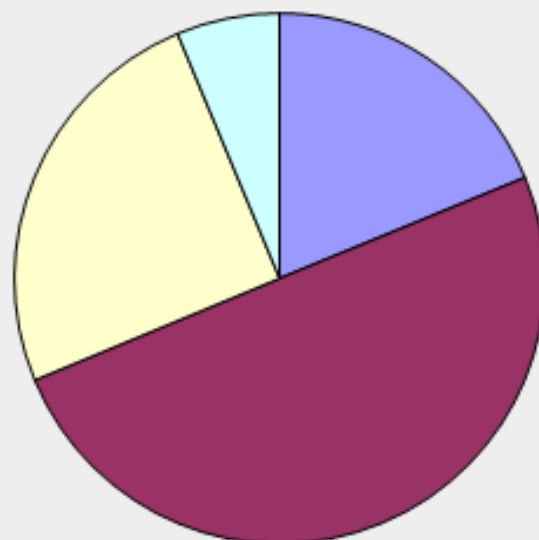
- 6 (A lot)
- 5
- 4
- 3
- 2
- 1 (Nothing new)

Lifelong Augusta Planning & Design Charrette- September 2011

Was the Healthy Community Design Checklist useful in the discussion?
(Please select from range below)

Answer Options	Response Percent	Response Count
6 (A lot)	18.8%	3
5	50.0%	8
4	25.0%	4
3	6.3%	1
2	0.0%	0
1 (Nothing new)	0.0%	0
<i>answered question</i>		16
<i>skipped question</i>		1

Was the Healthy Community Design Checklist useful in the discussion?
(Please select from range below)



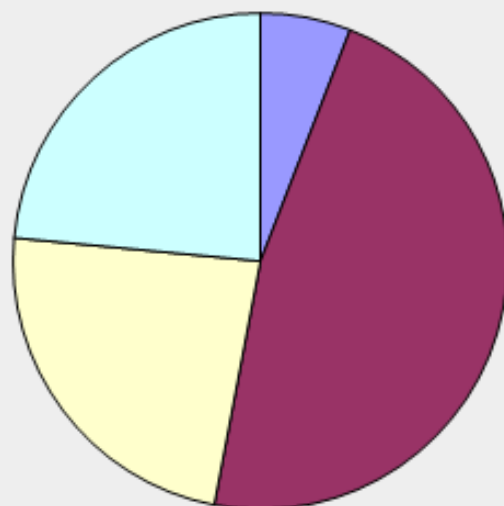
- 6 (A lot)
- 5
- 4
- 3
- 2
- 1 (Nothing new)

Lifelong Augusta Planning & Design Charrette- September 2011

How much did you learn about Housing at this workshop? (Please select from range below)

Answer Options	Response Percent	Response Count
6 (A lot)	5.9%	1
5	47.1%	8
4	23.5%	4
3	23.5%	4
2	0.0%	0
1 (Nothing new)	0.0%	0
answered question		17
skipped question		0

How much did you learn about Housing at this workshop? (Please select from range below)



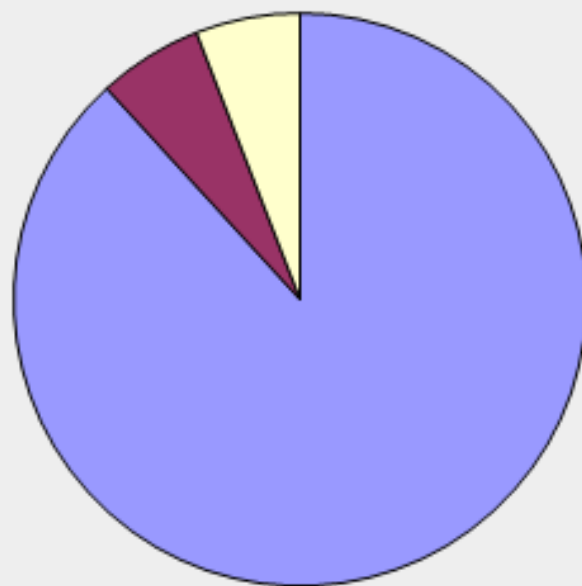
- 6 (A lot)
- 5
- 4
- 3
- 2
- 1 (Nothing new)

Lifelong Augusta Planning & Design Charrette- September 2011

Do you have a better understanding of the topic after the Housing presentation?

Answer Options	Response Percent	Response Count
Yes	88.2%	15
Not sure	5.9%	1
No (please explain below)	5.9%	1
<i>answered question</i>		17
<i>skipped question</i>		0

Do you have a better understanding of the topic after the Housing presentation?



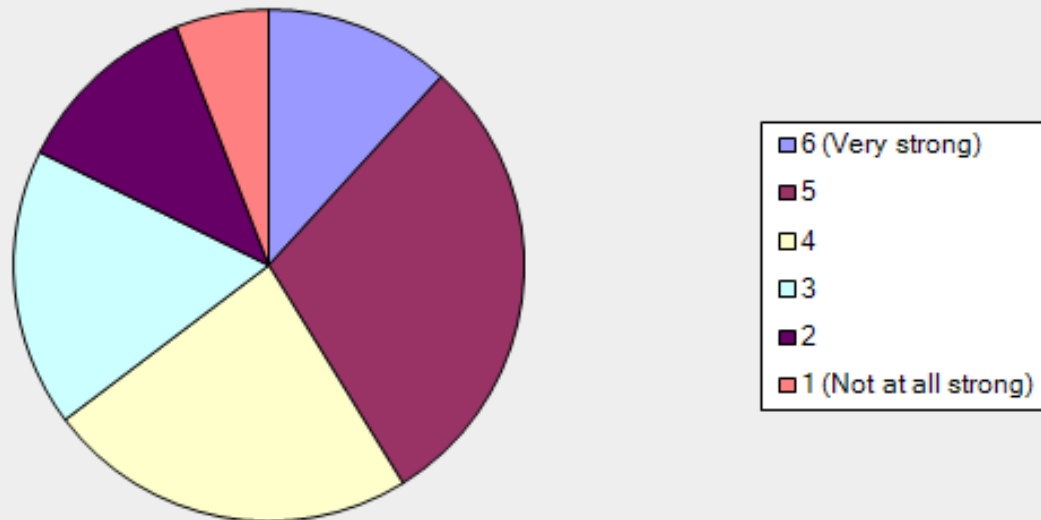
- Yes
- Not sure
- No (please explain below)

Lifelong Augusta Planning & Design Charrette- September 2011

How strong of a sense of community do you feel where you live? (Please select from the range below)

Answer Options	Response Percent	Response Count
6 (Very strong)	11.8%	2
5	29.4%	5
4	23.5%	4
3	17.6%	3
2	11.8%	2
1 (Not at all strong)	5.9%	1
answered question		17
skipped question		0

How strong of a sense of community do you feel where you live? (Please select from the range below)

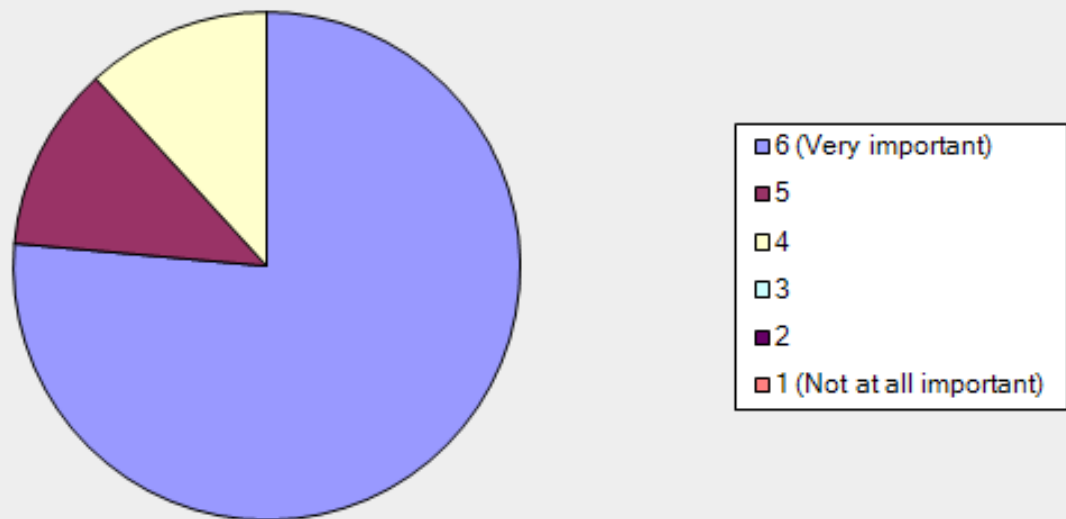


Lifelong Augusta Planning & Design Charrette- September 2011

How important do you think it is to build Lifelong Communities in this area?
(Please select from the range below)

Answer Options	Response Percent	Response Count
6 (Very important)	76.5%	13
5	11.8%	2
4	11.8%	2
3	0.0%	0
2	0.0%	0
1 (Not at all important)	0.0%	0
<i>answered question</i>		17
<i>skipped question</i>		0

How important do you think it is to build Lifelong Communities in this area?
(Please select from the range below)

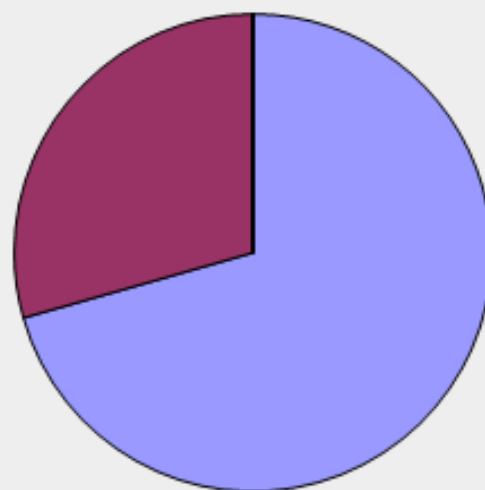


Lifelong Augusta Planning & Design Charrette- September 2011

How interested are you in getting involved with community decisions that impact the ability to age in place? (Please select from the range below)

Answer Options	Response Percent	Response Count
6 (Very interested)	70.6%	12
5	29.4%	5
4	0.0%	0
3	0.0%	0
2	0.0%	0
1 (Not at all interested)	0.0%	0
answered question		17
skipped question		0

How interested are you in getting involved with community decisions that impact the ability to age in place? (Please select from the range below)



- 6 (Very interested)
- 5
- 4
- 3
- 2
- 1 (Not at all interested)

Lifelong Augusta Planning & Design Charrette- September 2011

Please rank the following aspects of a Lifeling Community according to their importance to you personally (1 is most important, 5 is least important):

Answer Options	Most important	2nd most important	3rd most important	4th most important	Least important	Rating Average	Response Count
Mobility and Accessibility	4	4	1	3	4	2.94	16
Dwellings and Housing	7	6	1	0	2	2.00	16
Social Interaction	2	3	4	4	3	3.19	16
Healthy Living	3	1	3	7	2	3.25	16
Access to Services	0	2	7	2	5	3.63	16
<i>answered question</i>							16
<i>skipped question</i>							1

